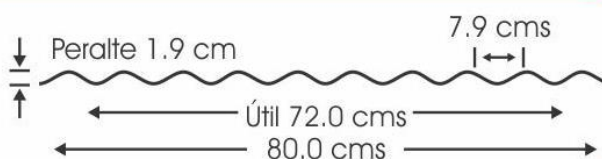
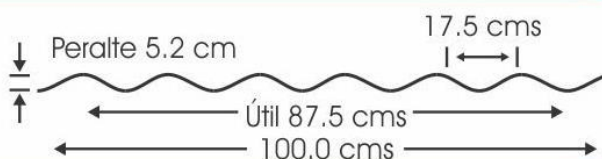




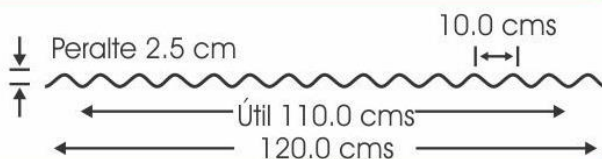
**Acanalada 80.00 cms**



**Tipo Asbesto 1.00 mtos**



**Tipo Rural 1.20 mtos**



**Rectangular 1.07 mtos**

